

# KLÖBER

Klöber GmbH & Co. KG  
Scharpenberger Str. 72-90  
D-58256 Ennepetal  
Tel. +49 (0)23 33/98 77-0  
Fax +49 (0)23 33/98 77-199  
Techn. Hotline +49 (0)23 33/98 77-164  
www.kloeber.de  
info@kloeber.de

Klöber Benelux PGmbH  
Herbesthaler Str. 36  
B-4700 Eupen  
Tel. +32 (0)87/56 10 56  
Fax +32 (0)87/56 12 56  
www.kloeber.be  
info@kloeber.be

HPI - CZ spol. s r.o.  
Kotrčova 306  
CZ-503 01 Hradec Králové  
Tel. +420 (0)495 800 912  
Fax +420 (0)495 217 290  
www.hpi-cz.cz  
info@hpi-cz.cz

Klöber - HPI France Sàrl  
Z.I. - 6, rue de l'Energie  
F-67720 HOERDT  
Tel.: +33 (0) 388 68 20 60  
Fax: +33 (0) 388 68 18 10  
www.kloeber-hpi.fr  
info@kloeber-hpi.fr

Klöber Italia S.r.l.  
Via Miles 9/10  
I-20040 Cavenago di Brianza (MI)  
Tel. +39 (0)2 95 33 53 01  
Fax +39 (0)2 95 33 53 00  
www.kloeber.it  
info@kloeber.it

Klöber - HPI Polska Sp. z o.o.  
ul. 17 Stycznia 45b  
PL 02-146 Warszawa  
Tel. +48 (0)22 35 12 900  
Fax +48 (0)22 35 12 901  
www.kloeber-hpi.pl  
info@kloeber-hpi.pl

Klober Ltd.  
Ingleberry Road  
Shepshed  
Loughborough  
Leicestershire LE12 9DE  
Tel. +44 (0)15 09/50 06-60  
Fax +44 (0)15 09/60 00-61  
www.klober.co.uk  
info@klober.co.uk

# Trapac®

# KLÖBER

# Trapac®

**Verlegeanleitung**

**Schneefanggitterhalter**

**Schneebalkenhalter**

**Installation Instructions**

**Snow Guard Grip Support**

**Round Timber Support**

**Instrukcja montażu**

**Uchwyt do drabinki śniegowej**

**Uchwyt belki śniegowej**

Art.-No.

KS 9220

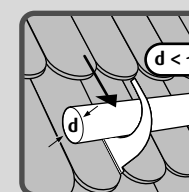
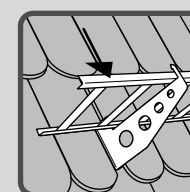
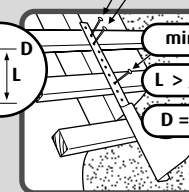
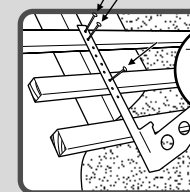
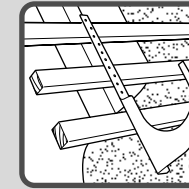
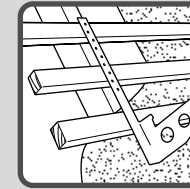
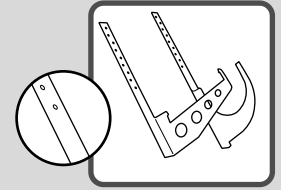
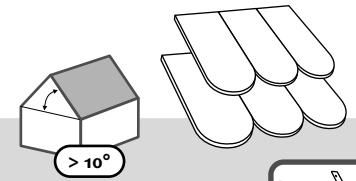

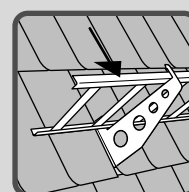
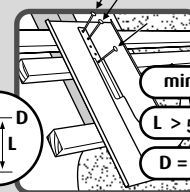
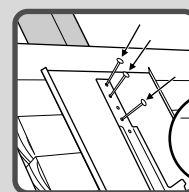
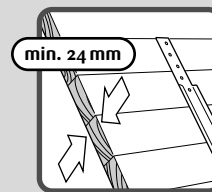
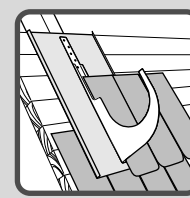
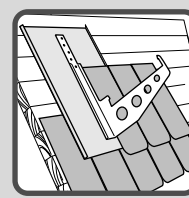
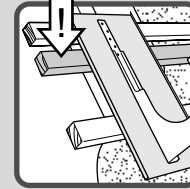

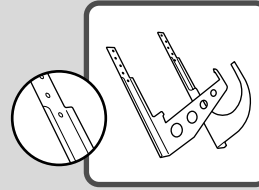
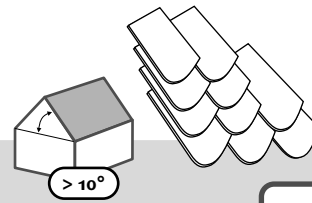
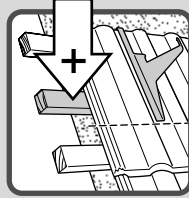
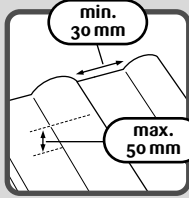
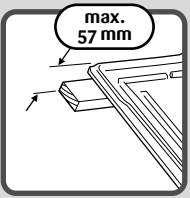
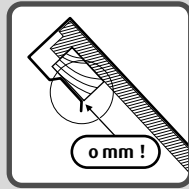
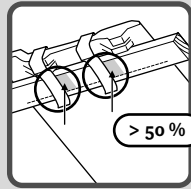
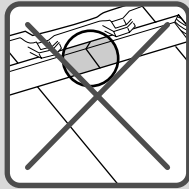
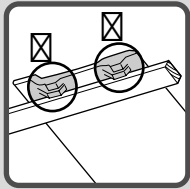
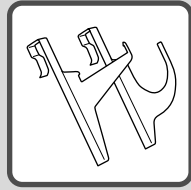
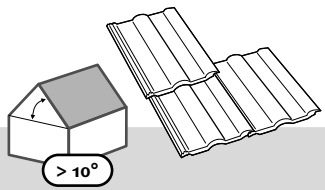
KS 9221

KS 9200

KS 9201



Aufgrund von Erfahrungswerten und den Schneelastzonen 1-4 muss der Fachhandwerker vor Ort beurteilen, welche Abstände zu wählen sind. Sie sollten nicht über 90 cm liegen. In schneereichen Regionen ist es sinnvoll, die Abstände zu verkleinern und ggf. zwei Reihen von Schneefangsystemen zu verwenden.



min. 3 x  
L > 50 mm  
D = 4 mm

min. 3 x  
L > 50 mm  
D = 4 mm

> 50 %

0 mm !

max. 57 mm

min. 30 mm

max. 50 mm

min. 24 mm

d < 140 mm

d < 140 mm

d < 140 mm

> 10°

> 10°

> 10°