
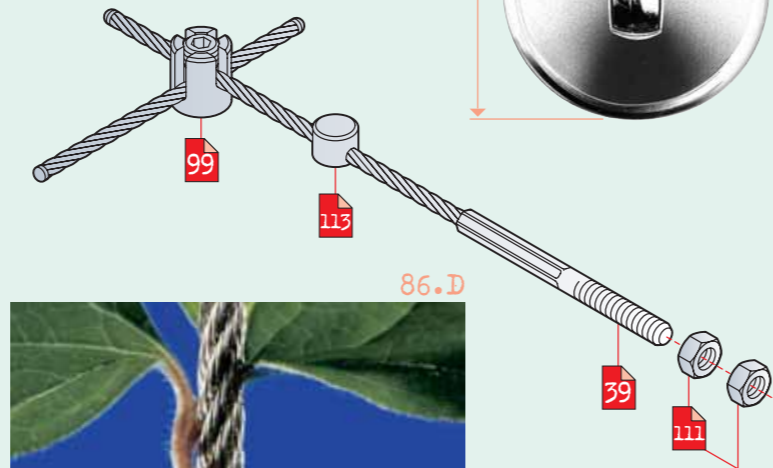


86.A



86.B


86.C



86.D



The **support washer** is also available separately. See **cover disk** with internal thread (page 106).

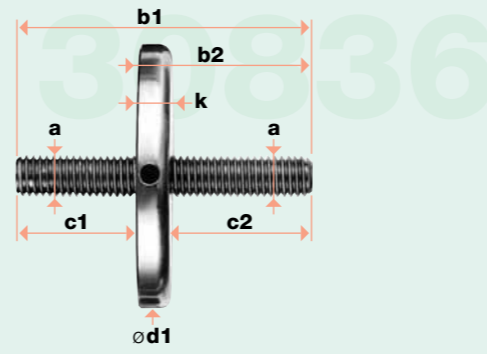


Technical data subject to change. All rights reserved. © 1988 / 96 by Jakob AG Switzerland.

1.4404
AISI 316

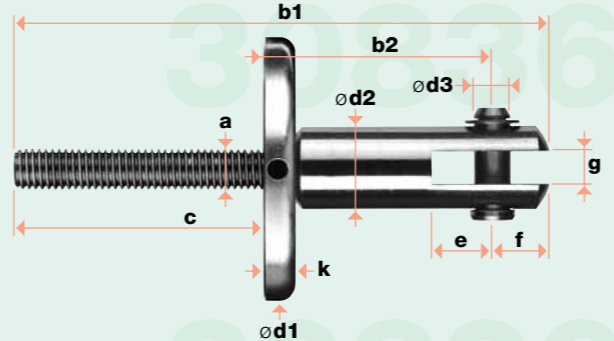
STUDDING WITH SUPPORT WASHER

no.	mm	mm	mm	mm	mm	mm	mm	mm
30836-	a	b1	b2	c1	c2	$\varnothing d1$	k	
0500-04	M5	50	29	21	25	35	4	
0600-04	M6	50	29	21	25	35	4	
0800-04	M8	60	36	24	30	50	6	
1000-04	M10	60	36	24	30	50	6	



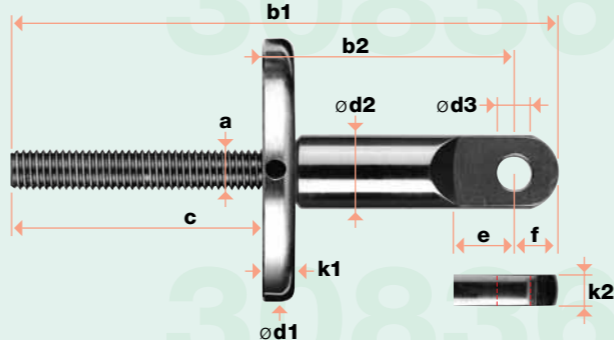
CLEVIS WITH SUPPORT WASHER

no.	mm	mm	mm	mm	mm	mm	mm	mm	mm	mm	mm
30836-	a	b1	b2	c	$\varnothing d1$	$\varnothing d2$	$\varnothing d3$	e	f	g	k
0032-03	M5	61	32	21	35	12	5	9,0	8	5	4
0038-03	M6	75	38	28	35	14	6	10,0	9	6	4
0048-03	M8	92	48	32	50	18	8	12,5	12	7	6
0057-03	M10	111	57	39	50	22	10	15,0	15	8	6



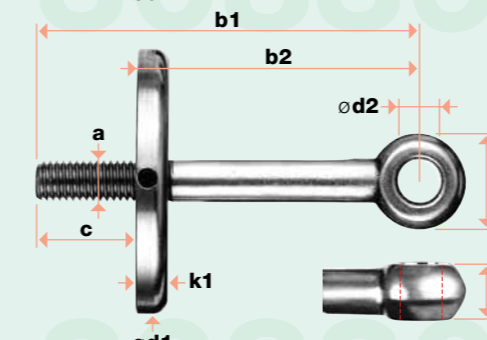
EYE END WITH SUPPORT WASHER

no.	mm	mm	mm	mm	mm	mm	mm	mm	mm	mm	mm
30836-	a	b1	b2	c	$\varnothing d1$	$\varnothing d2$	$\varnothing d3$	e	f	k1	k2
0036-02	M5	64	36,0	21	35	12	5	9,0	7,0	4	4,9
0042-02	M6	78	42,0	28	35	14	6	10,5	8,0	4	5,9
0057-02	M8	100	57,5	32	50	18	8	14,0	10,5	6	6,9
0067-02	M10	119	67,0	39	50	22	10	17,0	13,0	6	7,9



EYE BOLT WITH SUPPORT WASHER

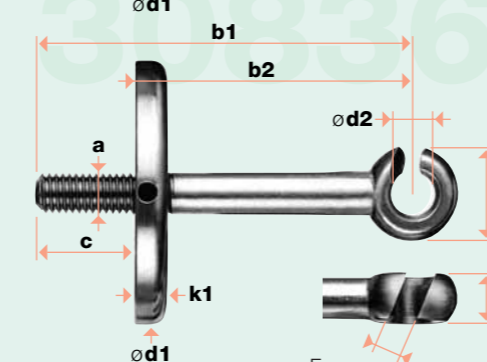
no.	mm	mm	mm	mm	mm	mm	mm	mm	mm	mm
30836-	a	b1	b2	c	$\varnothing d1$	$\varnothing d2$	$\varnothing d3$	k1	k2	
0034	M8	50	34	16	50	8,1	18	6	9	
0044	M8	60	44	16	50	8,1	18	6	9	
0054	M8	70	54	16	50	8,1	18	6	9	
0064	M8	80	64	16	50	8,1	18	6	9	
0084	M8	100	84	16	50	8,1	18	6	9	



SLOTTED DEFLECTOR BOLT WITH SUPPORT WASHER

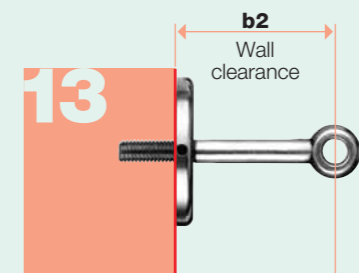
Patent pending


no.	mm	mm	mm	mm	mm	mm	mm	mm	mm
30836-	a	b1	b2	c	$\varnothing d1$	$\varnothing d2$	$\varnothing d3$	k1	k2
0034-01	M8	50	34	16	50	8,1	18	6	9
0044-01	M8	60	44	16	50	8,1	18	6	9
0054-01	M8	70	54	16	50	8,1	18	6	9
0064-01	M8	80	64	16	50	8,1	18	6	9
0084-01	M8	100	84	16	50	8,1	18	6	9



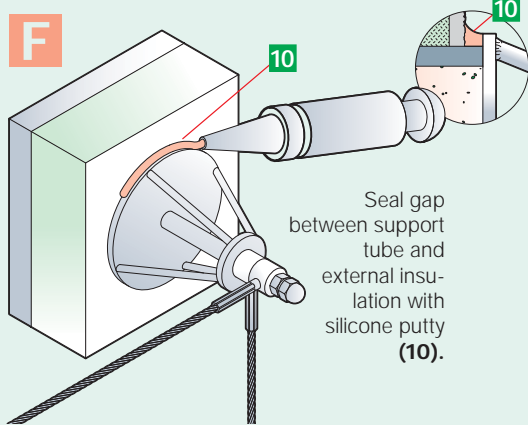
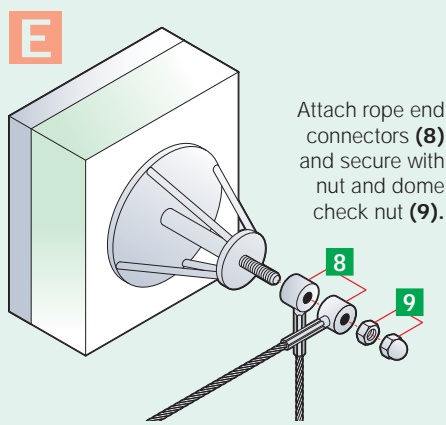
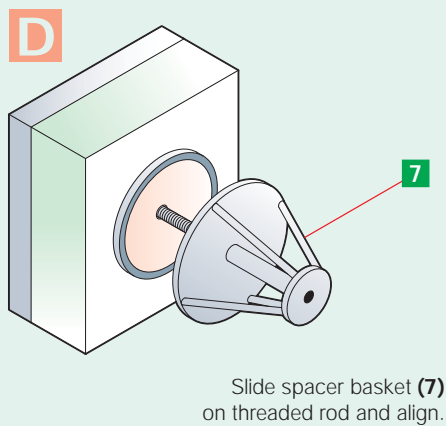
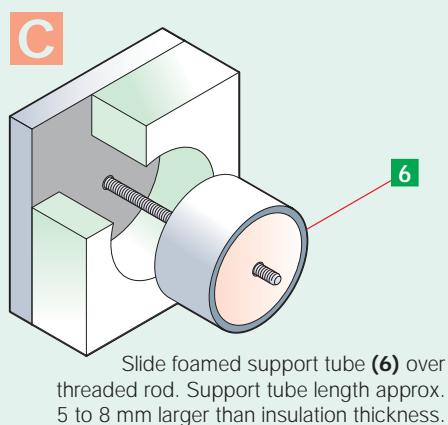
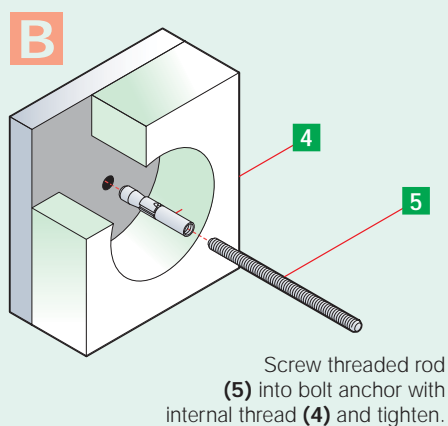
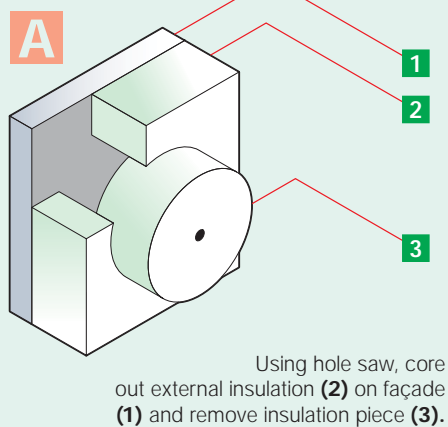
The user is responsible for correct assembly.

Technical data subject to change. All rights reserved. © 1988 / 02 by Jakob AG Switzerland. Rev. 2






Externally insulated façades
The spacer is mounted on an insulated support tube and thus transfers lateral forces to the substrate (see Figs. A to F).



Technical data subject to change.
All rights reserved. © 1988/02 by Jakob AG Switzerland. Rev. 2



90.A



30897

30897

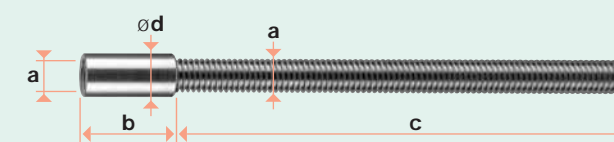
30897

SPACER BASKET FOR WIRE ROPE GUIDES

Europ. patent pending

30897-	a	b1	b2	b3	ø d1	ø d2
0075	M8	75	variable	variable	100	40
0100	M8	100	↑	↑	100	40
0150	M8	150	↑	↑	100	40
0200	M8	200	↑	↑	100	40

When ordering, indicate dimensions b2 and b3!



THREADED EXTENDER

Right-hand thread

30919-	a	b	c	ø d
0800-05	M8	20	variable	10

When ordering indicate dimension c!

SUPPORT TUBE

Patent / DBGM pending

30897-	b	ø d1	ø d2	ø d3
0020-10	foam-filled	variable	11	78
0020-11	unfilled	indicate when ordering	-	58

Costs for cut and drilling: No. 30897-0020-01



Correct assembly is the responsibility of the user. **Strength ratings** and permissible loads based on the application must be calculated by a statics specialist.

Technical data subject to change.
All rights reserved. © 1988/03 by Jakob AG Switzerland. Rev. 3

13

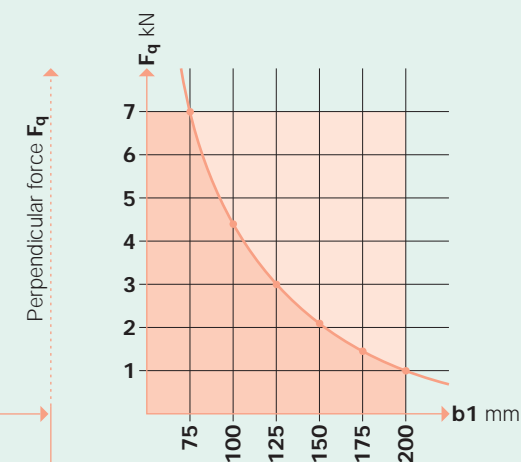
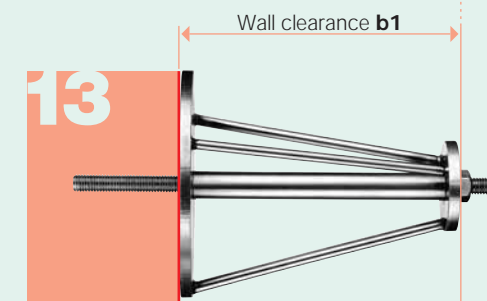
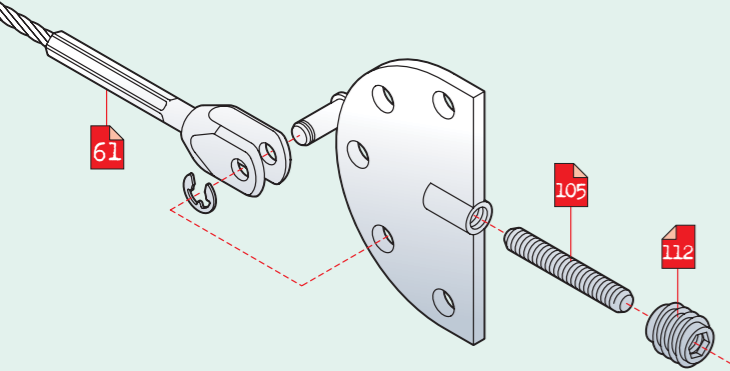


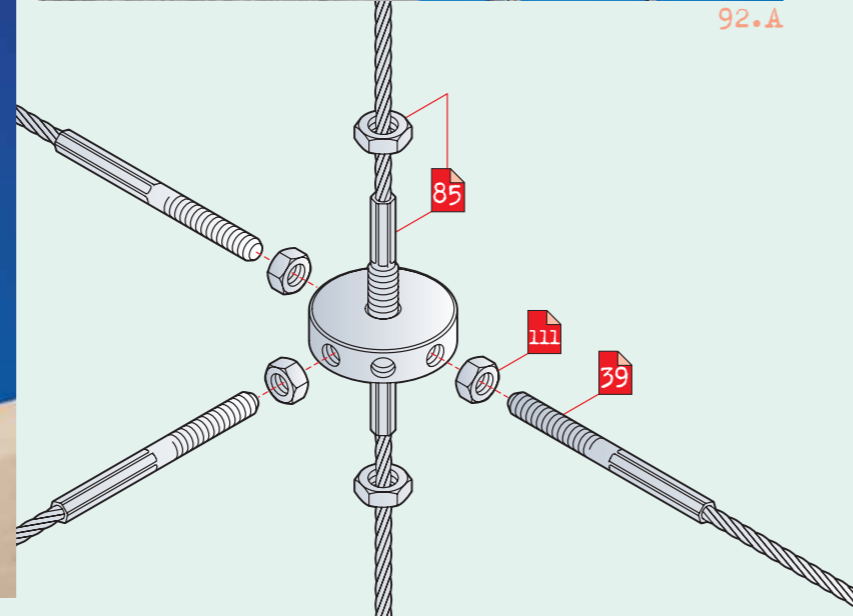
Diagram:
Load which causes permanent deformation of spacer basket anchored to a rigid structure.



92.A



92.B



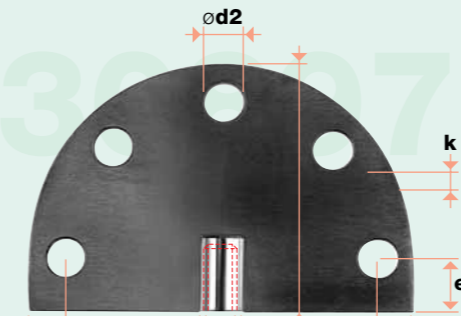
92.C

RADIAL CLEVIS HOLDER WITH INTERNAL THREAD

Patent pending

1.4404
AISI 316

30897- 0003	a	b1	b2	b3	∅ d1	∅ d2	e	k
	M8	100	80	63	12	10	14	5

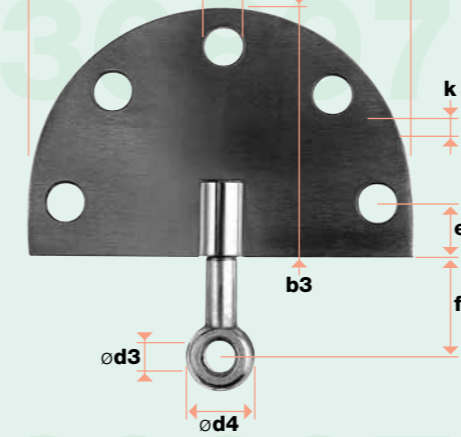


RADIAL CLEVIS HOLDER WITH EYE BOLT

Patent pending

1.4404
AISI 316

30897- 0004	b1	b2	b3	∅ d2	∅ d3	∅ d4	e	f	k
	100	80	63	10	8,1	18	14	23	5

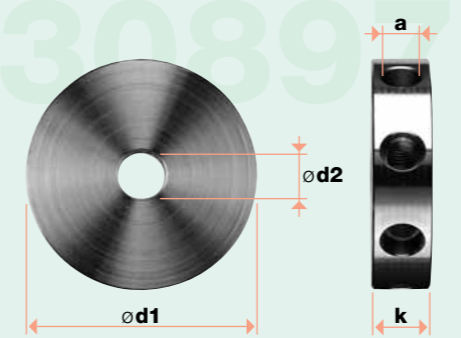


RADIAL BORE DISK WITH INTERNAL THREADS

Patent pending

1.4305
AISI 303

30897- 0005	a	b	c	∅ d1	∅ d2	k
	8 x M6	3,5	12,5	40	8,2	10




SLOTTED ROPE DEFLECTOR

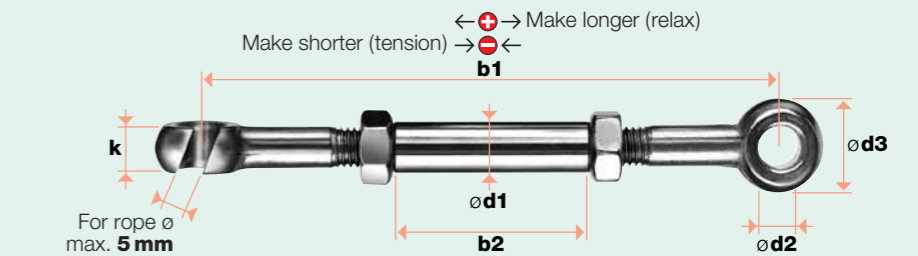
Patent pending

1.4404
AISI 316

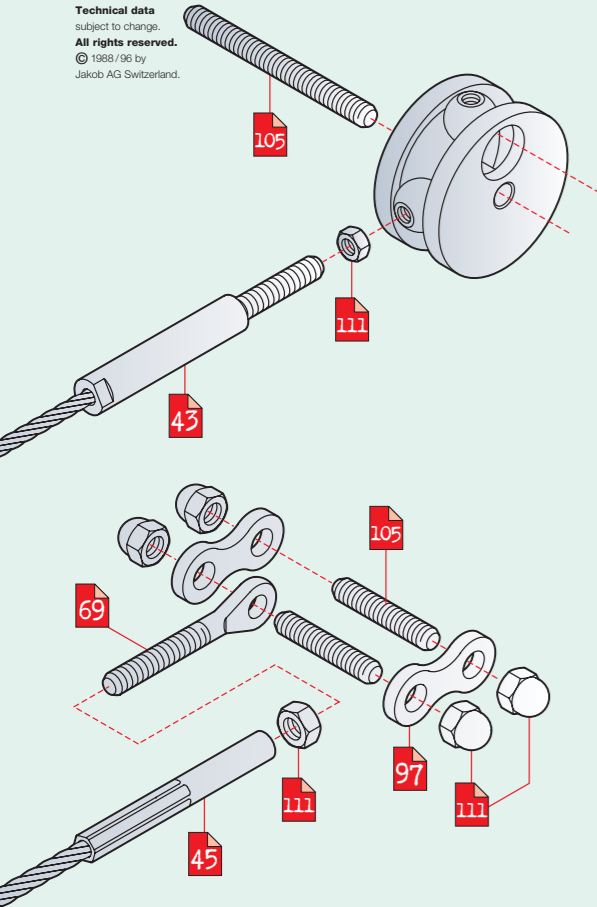
30897- 0002	∅ mm	b1 max.	b1 min.	b2	∅ d1	∅ d2	∅ d3	k
	5,0	106	84	38	10	8,1	18	9



Correct assembly is the responsibility of the user. **Strength ratings** and permissible loads based on the application must be calculated by a statics specialist.



Technical data subject to change. All rights reserved. © 1988/96 by Jakob AG Switzerland.



96.A+C

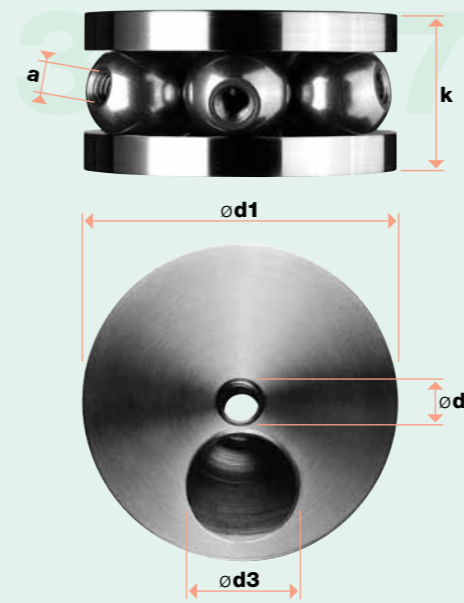
96.B



BALL CAGE

for JAKOB-VARIBALL® MkI / Patent / DBGM pending

1.4305
AISI 316



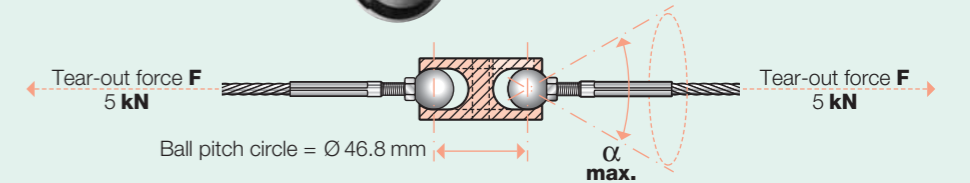
30897-	a	ø d1	ø d2	ø d3	k	α max.
0006	M6	60	8,2	20,1	30	60°

with 3 VARIBALL® MkI

The ball cage accepts up to 6 VARIBALL® MkI or MkII balls (see page 57).



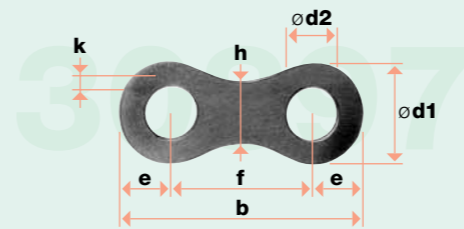
The longitudinal axis of the wire rope connected to a VARIBALL® can point in any direction. Deflection angle α min. / max.



FAN LINK

Patent pending

1.4404
AISI 316

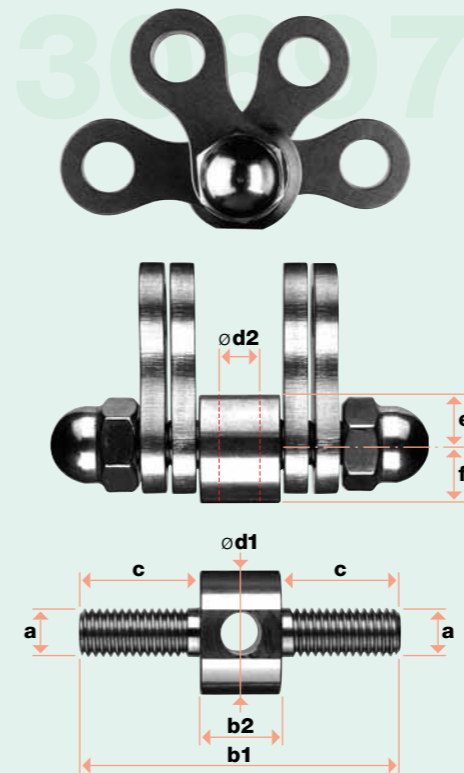


30897-	ø d1	ø d2	b	e	f	h	k
0007	20	10	47	10	27	12	5

FAN LINK SET

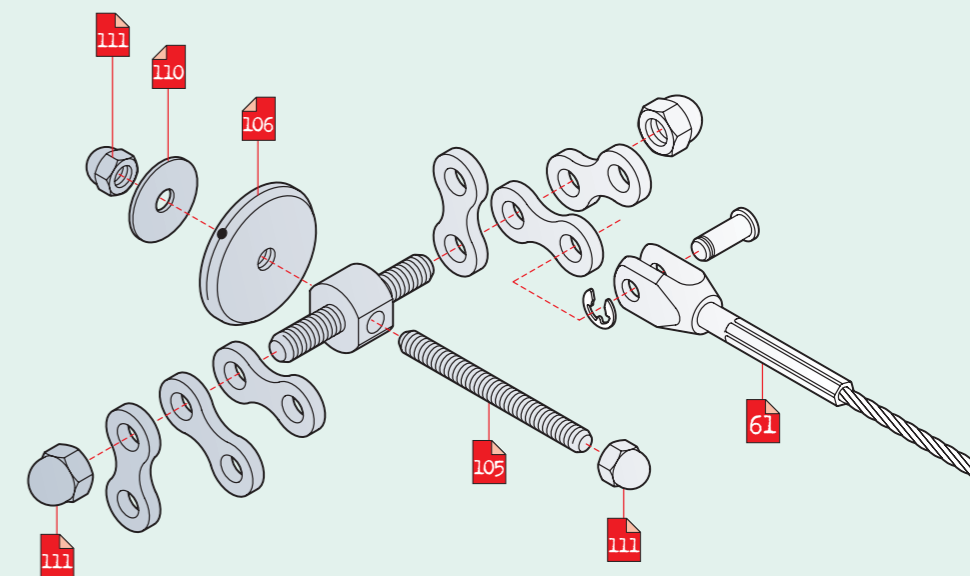
Patent pending

1.4305
AISI 316



30897-	a	b1	b2	c	ø d1	ø d2	e	f	k
0008	M10	64	16	24	25	8,2	11,5	10	21,5

Includes mandrel, 4 fan links and 2 dome nuts



Correct assembly is the responsibility of the user. Strength ratings and permissible loads based on this application must be calculated by a statics specialist.

Technical data subject to change. All rights reserved. © 1988/03 by Jakob AG Switzerland. Rev.3

Measure assembly lengths like this:

